





# LAEVELD SNOEPIE





# How to Get Started



01

Download the TapTuck app.

Sign up with your mobile number and receive an OTP. Voila! You are registered.



02

Top up Your Wallet

Safely and securley with EFT or credit card.


Credit card reflects immediately, EFT may take up to 48 hours. Unfortunately no cash deposits.



03

Add a Child

Set name, grade, class and dietary requirements. Scan their TapTuck card to link to their profile. Set daily and weekly spend limits for each child.



04

Pre-Order or Pay at a Merchant

Skip the queues and pre-order healthy meals, stationery, uniforms, sport equipment and more.

Pay for school events and get notified on any new events coming up!

Use your TapTuck card to purchase items from any school merchant at any outlet or event.

